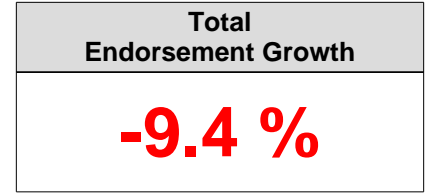




HECM Originators (FHA & Non-FHA)

Industry Summary

HECMs endorsed through November 2020

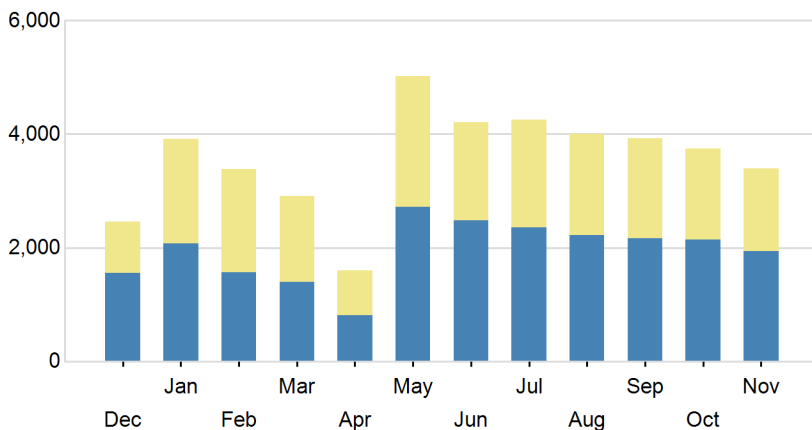
Next Release Date: Week 4 of February



Figures above reflect change from prior month

PERFORMANCE

Trailing Twelve Month Endorsements



	Retail		Wholesale		Total	
	Units	Chg %	Units	Chg %	Units	Chg %
Dec	1,557	-8.5 %	899	-21.1 %	2,456	-13.6 %
Jan	2,069	32.9 %	1,847	105.5 %	3,916	59.4 %
Feb	1,565	-24.4 %	1,816	-1.7 %	3,381	-13.7 %
Mar	1,398	-10.7 %	1,507	-17.0 %	2,905	-14.1 %
Apr	811	-42.0 %	786	-47.8 %	1,597	-45.0 %
May	2,721	235.5 %	2,306	193.4 %	5,027	214.8 %
Jun	2,486	-8.6 %	1,717	-25.5 %	4,203	-16.4 %
Jul	2,355	-5.3 %	1,899	10.6 %	4,254	1.2 %
Aug	2,224	-5.6 %	1,776	-6.5 %	4,000	-6.0 %
Sep	2,160	-2.9 %	1,763	-0.7 %	3,923	-1.9 %
Oct	2,138	-1.0 %	1,603	-9.1 %	3,741	-4.6 %
Nov	1,935	-9.5 %	1,455	-9.2 %	3,390	-9.4 %
Total	23,419		19,374		42,793	



REVERSE MARKET
INSIGHT

(682) 651-5632

info@rminight.net

www.rminight.net

Interested in industry commentary, data and analysis? [CLICK HERE](#)
Subscribe to our [FREE ReverseIQ Newsletter](#) and [FREE Industry Reports](#)

Top 10 by Retail and Wholesale Volume														
Rank / Company	Dec	Jan	Feb	Mar	Apr	May	Jun	Jul	Aug	Sep	Oct	Nov	Total	Mkt Shr
AMERICAN ADVISORS GROUP	936	1,227	752	850	561	1,827	1,689	1,649	1,379	1,399	1,256	1,295	14,820	34.6%
FINANCE OF AMERICA REVER	245	420	481	586	486	810	653	682	550	667	631	580	6,791	15.9%
REVERSE MORTGAGE FUNDING	386	454	390	344	28	768	432	485	449	378	389	329	4,832	11.3%
LIBERTY REVERSE MORTGAGE	3	660	794	324	145	505	336	312	298	328	308	317	4,330	10.1%
LONGBRIDGE FINANCIAL LLC	72	241	225	177	128	257	213	381	499	320	295	156	2,964	6.9%
MUTUAL OF OMAHA MORTGAGE	208	198	177	138	120	245	272	214	246	222	238	263	2,541	5.9%
FAIRWAY INDEPENDENT MORT	48	93	150	197	122	226	179	182	160	160	145	134	1,796	4.2%
OPEN MORTGAGE LLC	91	189	86	78		157	101	139	179	242	214	113	1,589	3.7%
ONE REVERSE MORTGAGE LLC	161	164	180	164	43	135							847	2.0%
HIGHTECHLENDING INC	71	66	34	47		24	169	95	98	78	56	96	834	1.9%
Total	2,221	3,712	3,269	2,905	1,633	4,954	4,044	4,139	3,858	3,794	3,532	3,283	41,344	96.6%

Top 10 Wholesale and Retail Performance Stats														
Company	Rankings			Current Volume			Growth %			Mix		Market Share		
	Ret	Whls	Total	Ret	Whls	Total	Ret	Whls	Total	Ret	Whls	Ret	Whls	Total
AMERICAN ADVISORS GROUP	1	4	1	12,273	2,547	14,820	34.4 %	55.0 %	37.6 %	83 %	17 %	28.7 %	13.1 %	34.6 %
FINANCE OF AMERICA REVERS	5	1	2	1,285	5,506	6,791	45.4 %	66.7 %	62.2 %	19 %	81 %	3.0 %	28.4 %	15.9 %
REVERSE MORTGAGE FUNDING	2	3	3	2,148	2,684	4,832	84.4 %	31.1 %	50.4 %	44 %	56 %	5.0 %	13.9 %	11.3 %
LIBERTY REVERSE MORTGAGE	6	2	4	1,214	3,116	4,330	99.7 %	65.6 %	73.9 %	28 %	72 %	2.8 %	16.1 %	10.1 %
LONGBRIDGE FINANCIAL LLC	7	5	5	760	2,204	2,964	95.9 %	101.6 %	100.1 %	26 %	74 %	1.8 %	11.4 %	6.9 %
MUTUAL OF OMAHA MORTGAGE	3	7	6	1,916	625	2,541	33.3 %	9.8 %	26.7 %	75 %	25 %	4.5 %	3.2 %	5.9 %
FAIRWAY INDEPENDENT MORTG	4		7	1,796	0	1,796	73.7 %	NaN	73.7 %	100 %	0 %	4.2 %		4.2 %
OPEN MORTGAGE LLC	8	6	8	668	921	1,589	103.7 %	207.0 %	153.0 %	42 %	58 %	1.6 %	4.8 %	3.7 %
ONE REVERSE MORTGAGE LLC	11	8	9	541	307	848	-76.9 %	7.3 %	-67.7 %	64 %	36 %	1.3 %	1.6 %	2.0 %
HIGHTECHLENDING INC	10	10	10	565	269	834	49.5 %	14.5 %	36.1 %	68 %	32 %	1.3 %	1.4 %	1.9 %
Total				23,166	18,179	41,345	30.9 %	60.1 %	42.3 %	56 %	44 %	54.1 %	93.8 %	96.6 %

Top 5 Retail by Unit Growth														
Company	Rankings			Current Volume			Unit Growth			Mix		Market Share		
	Ret	Whls	Total	Ret	Whls	Total	Ret	Whls	Total	Ret	Whls	Ret	Whls	Total
AMERICAN ADVISORS GROUP	1	4	1	12,273	2,547	14,820	3,142	904	4,046	83 %	17 %	28.7 %	13.1 %	34.6 %
REVERSE MORTGAGE FUNDING	2	3	3	2,148	2,684	4,832	983	637	1,620	44 %	56 %	5.0 %	13.9 %	11.3 %
FAIRWAY INDEPENDENT MORTG	4		7	1,796	0	1,796	762	0	762	100 %	0 %	4.2 %		4.2 %
LIBERTY REVERSE MORTGAGE	6	2	4	1,214	3,116	4,330	606	1,234	1,840	28 %	72 %	2.8 %	16.1 %	10.1 %
MUTUAL OF OMAHA MORTGAGE	3	7	6	1,916	625	2,541	479	56	535	75 %	25 %	4.5 %	3.2 %	5.9 %
Total				19,347	8,972	28,319	5,972	2,831	8,803	68 %	32 %	45.2 %	46.3 %	66.2 %

Top 5 Wholesale by Unit Growth														
Company	Rankings			Current Volume			Unit Growth			Mix		Market Share		
	Ret	Whls	Total	Ret	Whls	Total	Ret	Whls	Total	Ret	Whls	Ret	Whls	Total
FINANCE OF AMERICA REVERS	5	1	2	1,285	5,506	6,791	401	2,203	2,604	19 %	81 %	3.0 %	28.4 %	15.9 %
LIBERTY REVERSE MORTGAGE	6	2	4	1,214	3,116	4,330	606	1,234	1,840	28 %	72 %	2.8 %	16.1 %	10.1 %
LONGBRIDGE FINANCIAL LLC	7	5	5	760	2,204	2,964	372	1,111	1,483	26 %	74 %	1.8 %	11.4 %	6.9 %
AMERICAN ADVISORS GROUP	1	4	1	12,273	2,547	14,820	3,142	904	4,046	83 %	17 %	28.7 %	13.1 %	34.6 %
REVERSE MORTGAGE FUNDING	2	3	3	2,148	2,684	4,832	983	637	1,620	44 %	56 %	5.0 %	13.9 %	11.3 %
Total				17,680	16,057	33,737	5,504	6,089	11,593	52 %	48 %	41.3 %	82.9 %	78.8 %

Paid Advertisement

Top 10 Wholesale	Active Brokers	% Capture
FINANCE OF AMERICA REVERSE LLC	631	44 %
LIBERTY REVERSE MORTGAGE	415	32 %
REVERSE MORTGAGE FUNDING LLC	328	28 %
AMERICAN ADVISORS GROUP	403	27 %
LONGBRIDGE FINANCIAL LLC	142	33 %
OPEN MORTGAGE LLC	129	29 %
MUTUAL OF OMAHA MORTGAGE INC	108	26 %
ONE REVERSE MORTGAGE LLC	141	36 %
MONEY HOUSE INC	39	31 %
HIGHTECHLENDING INC	138	33 %

This ad space is available.

Please [contact us](#) for information on pricing.

Top 100 Ranking HECM Volume by Channel - Endorsements Last 12 Months through November 2020

Rank			Company	Loans			Market Share			Rank			Company	Loans			Market Share		
R	W	T		R	W	Total	Ret	Whls	Total	R	W	T		R	W	T	Ret	Whls	Total
1	4	1	AMERICAN ADVISORS GR	12,273	2,547	14,820	28.7%	13.1%	34.6%	46	51	CF CAPITAL GROUP	96	0	96	0.2%	0.0%	0.2%	
5	1	2	FINANCE OF AMERICA R	1,285	5,506	6,791	3.0%	28.4%	15.9%	47	52	UNITED PACIFIC MORTG	95	0	95	0.2%	0.0%	0.2%	
2	3	3	REVERSE MORTGAGE FUN	2,148	2,684	4,832	5.0%	13.9%	11.3%	222	16	53	SUN WEST MORTGAGE CO	16	75	91	0.0%	0.4%	0.2%
6	2	4	LIBERTY REVERSE MORT	1,214	3,116	4,330	2.8%	16.1%	10.1%	48	54	GENEVA FINANCIAL LLC	90	0	90	0.2%	0.0%	0.2%	
7	5	5	LONGBRIDGE FINANCIAL	760	2,204	2,964	1.8%	11.4%	6.9%	48	54	GREEN MONARCH MORTGA	90	0	90	0.2%	0.0%	0.2%	
3	7	6	MUTUAL OF OMAHA MORT	1,916	625	2,541	4.5%	3.2%	5.9%	50	56	APPROVAL FIRST HOME	89	0	89	0.2%	0.0%	0.2%	
4		7	FAIRWAY INDEPENDENT	1,796	0	1,796	4.2%	0.0%	4.2%	51	57	GUARANTEED RATE INC	84	0	84	0.2%	0.0%	0.2%	
8	6	8	OPEN MORTGAGE LLC	668	921	1,589	1.6%	4.8%	3.7%	51	57	ALPHA MORTGAGE CORPO	84	0	84	0.2%	0.0%	0.2%	
11	8	9	ONE REVERSE MORTGAGE	541	307	848	1.3%	1.6%	2.0%	53	59	SENIOR FUNDING ASSOC	79	0	79	0.2%	0.0%	0.2%	
10	10	10	HIGHTECHLENDING INC	565	269	834	1.3%	1.4%	1.9%	54	60	GUILD MORTGAGE COMPA	78	0	78	0.2%	0.0%	0.2%	
9		11	ENNKAR INC	593	0	593	1.4%	0.0%	1.4%	55	61	LEADER ONE FINANCIAL	77	0	77	0.2%	0.0%	0.2%	
15	12	12	CHERRY CREEK MORTGAG	402	147	549	0.9%	0.8%	1.3%	56	62	I3 LENDING INC	75	0	75	0.2%	0.0%	0.2%	
12		13	ADVISORS MORTGAGE GR	497	0	497	1.2%	0.0%	1.2%	57	63	BAY EQUITY LLC	74	0	74	0.2%	0.0%	0.2%	
13		14	FINANCE OF AMERICA M	476	0	476	1.1%	0.0%	1.1%	83	19	64	TOTAL MEDIA MANAGEME	48	24	72	0.1%	0.1%	0.2%
14		15	ALL REVERSE MORTGAGE	459	0	459	1.1%	0.0%	1.1%	58	64	ATLANTIC COAST MORTG	72	0	72	0.2%	0.0%	0.2%	
16		16	SOUTH RIVER MORTGAGE	347	0	347	0.8%	0.0%	0.8%	59	66	KELLY MORTGAGE INC	71	0	71	0.2%	0.0%	0.2%	
19	17	17	GOODLIFE HOME LOANS	250	50	300	0.6%	0.3%	0.7%	60	67	THE REVERSE MORTGAGE	69	0	69	0.2%	0.0%	0.2%	
17	18	18	NATIONWIDE EQUITIES	265	30	295	0.6%	0.2%	0.7%	61	68	MORTGAGE MASTER SERV	68	0	68	0.2%	0.0%	0.2%	
279	9	19	MONEY HOUSE INC	12	279	291	0.0%	1.4%	0.7%	61	68	GREAT FLORIDA LENDIN	68	0	68	0.2%	0.0%	0.2%	
1213	11	20	PLAZA HOME MORTGAGE	1	251	252	0.0%	1.3%	0.6%	63	70	NATIONWIDE MORTGAGE	65	0	65	0.2%	0.0%	0.2%	
18		20	AMERICAN FINANCIAL N	252	0	252	0.6%	0.0%	0.6%	63	70	INTERCONTINENTAL CAP	65	0	65	0.2%	0.0%	0.2%	
19		22	AMERICAN PACIFIC MOR	250	0	250	0.6%	0.0%	0.6%	63	70	REVERSE MORTGAGE EDU	65	0	65	0.2%	0.0%	0.2%	
21		23	PRIMARY RESIDENTIAL	227	0	227	0.5%	0.0%	0.5%	66	73	PREMIER REVERSE MORT	64	0	64	0.1%	0.0%	0.1%	
22		24	BROKER SOLUTIONS INC	210	0	210	0.5%	0.0%	0.5%	67	74	ACCESS REVERSE MORTG	62	0	62	0.1%	0.0%	0.1%	
23		25	HOMEBRIDGE FINANCIAL	205	0	205	0.5%	0.0%	0.5%	68	75	CROSSCOUNTRY MORTGAG	61	0	61	0.1%	0.0%	0.1%	
24		26	JET DIRECT FUNDING C	196	0	196	0.5%	0.0%	0.5%	69	76	DATA MORTGAGE DBA ES	60	0	60	0.1%	0.0%	0.1%	
25		27	SILVER LEAF MORTGAGE	182	0	182	0.4%	0.0%	0.4%	70	77	OPULENCE FUNDING LLC	59	0	59	0.1%	0.0%	0.1%	
26		28	SUN AMERICAN MORTGAG	180	0	180	0.4%	0.0%	0.4%	71	78	NORTHWEST REVERSE MO	54	0	54	0.1%	0.0%	0.1%	
27		29	PREMIUM SECURITY INC	174	0	174	0.4%	0.0%	0.4%	72	79	AMERICA INTEGRITY FI	53	0	53	0.1%	0.0%	0.1%	
28		30	INTEGRITY 1ST MORTGA	171	0	171	0.4%	0.0%	0.4%	73	80	SUCCESS MORTGAGE PAR	52	0	52	0.1%	0.0%	0.1%	
29		31	FIRST AMERICAN HOME	165	0	165	0.4%	0.0%	0.4%	73	80	AMERICAN LIBERTY MOR	52	0	52	0.1%	0.0%	0.1%	
30		32	MAGNOLIA BANK INC	163	0	163	0.4%	0.0%	0.4%	75	82	TOWNEBANK	51	0	51	0.1%	0.0%	0.1%	
31		33	C2 FINANCIAL CORPORA	160	0	160	0.4%	0.0%	0.4%	75	82	C & E FINANCIAL GROU	51	0	51	0.1%	0.0%	0.1%	
130	13	34	MCM HOLDINGS INC	32	113	145	0.1%	0.6%	0.3%	77	84	PARAMOUNT RESIDENTIA	50	0	50	0.1%	0.0%	0.1%	
36	21	34	MID AMERICA MORTGAGE	130	15	145	0.3%	0.1%	0.3%	77	84	KRS CAPITAL PARTNERS	50	0	50	0.1%	0.0%	0.1%	
32		36	THE FEDERAL SAVINGS	143	0	143	0.3%	0.0%	0.3%	77	84	ARAMCO MORTGAGE INC	50	0	50	0.1%	0.0%	0.1%	
33		37	SENIOR LENDING CORPO	139	0	139	0.3%	0.0%	0.3%	77	84	MORTGAGESHOP LLC	50	0	50	0.1%	0.0%	0.1%	
34		38	VIP MORTGAGE INC	138	0	138	0.3%	0.0%	0.3%	81	88	REVERSE MORTGAGE ANS	49	0	49	0.1%	0.0%	0.1%	
107	14	39	MIDWEST LOAN Solutio	40	94	134	0.1%	0.5%	0.3%	81	88	LOANDEPOTCOM	49	0	49	0.1%	0.0%	0.1%	
35		40	ELITE FUNDING CORPOR	131	0	131	0.3%	0.0%	0.3%	84	90	AMERICA FIRST FEDERA	47	0	47	0.1%	0.0%	0.1%	
36		41	HERITAGE HOME LOANS	130	0	130	0.3%	0.0%	0.3%	84	90	HOME MORTGAGE ALLIAN	47	0	47	0.1%	0.0%	0.1%	
38		42	REVERSE FREEDOM LLC	126	0	126	0.3%	0.0%	0.3%	86	92	DIRECTORS MORTGAGE I	46	0	46	0.1%	0.0%	0.1%	
39		43	UNIVERSAL LENDING CO	125	0	125	0.3%	0.0%	0.3%	86	92	HOMETOWN LENDERS LLC	46	0	46	0.1%	0.0%	0.1%	
40		44	GOLDEN YEARS MORTGAG	121	0	121	0.3%	0.0%	0.3%	86	92	REVERSE MORTGAGE LEN	46	0	46	0.1%	0.0%	0.1%	
41		45	PREMIER MORTGAGE RES	118	0	118	0.3%	0.0%	0.3%	89	95	FAMILY FIRST FUNDING	45	0	45	0.1%	0.0%	0.1%	
42		46	BANK OF ENGLAND	116	0	116	0.3%	0.0%	0.3%	89	95	SIMONICH CORPORATION	45	0	45	0.1%	0.0%	0.1%	
43		47	AMERICAN FINANCIAL M	110	0	110	0.3%	0.0%	0.3%	89	95	TREBOR REVERSE LLC	45	0	45	0.1%	0.0%	0.1%	
44		48	ACADEMY MORTGAGE COR	101	0	101	0.2%	0.0%	0.2%	89	95	DALE ERNEST TILLMAN	45	0	45	0.1%	0.0%	0.1%	
237	15	49	LAND-HOME FINANCIAL	15	83	98	0.0%	0.4%	0.2%	89	95	PREMIER LENDING GROU	45	0	45	0.1%	0.0%	0.1%	
45		49	EAST COAST CAPITAL C	98	0	98	0.2%	0.0%	0.2%	94	100	IREVERSE HOME LOANS	44	0	44	0.1%	0.0%	0.1%	

About Reverse Market Insight, Inc. Reverse Market Insight (RMI) is the premier provider of market intelligence and strategic advisory solutions in the reverse mortgage marketplace. RMI is proud to serve 8 of the top 10 reverse mortgage lenders as clients and is the exclusive strategic partner of the National Reverse Mortgage Lenders Association (NRMLA) for market intelligence.

25910 Acero | Suite 140 | Mission Viejo, CA 92691
 (682) 651-5632
<http://www.rminsig.net>

Disclaimer: Although a significant effort is made to assure the accuracy and completeness of the information provided, Reverse Market Insight, Inc. makes no express or implied warranty as to the accuracy, adequacy, completeness, legality of the information. Reverse Market Insight, Inc. does not endorse any products or services advertised on this report. We also waive any liability of any loss or damage that may be incurred as a result of the use of such advertised products or services.

Top 100 HECM Originators - November 2020 Rankings (Single Month)

Rank		Loans			Growth		Rank		Loans			Growth			
M	Y	Company	Mth	YTD	Avg	Mth	YTD	M	Y	Company	Mth	YTD	Avg	Mth	YTD
1	1	AMERICAN ADVISORS GR	1,077	11,497	1,045.2	0.9 %	33.0 %	48	53	GUILD MORTGAGE COMPA	7	77	7.0	16.7 %	-2.5 %
2	3	MUTUAL OF OMAHA MORT	208	1,770	160.9	10.1 %	30.5 %	48	62	GREAT FLORIDA LENDIN	7	64	5.8	40.0 %	77.8 %
3	2	REVERSE MORTGAGE FUN	157	2,005	182.3	-21.5 %	82.1 %	48	67	PREMIER REVERSE MORT	7	59	5.4	-22.2 %	210.5 %
4	4	FAIRWAY INDEPENDENT	134	1,748	158.9	-7.6 %	78.0 %	48	84	REVERSE MORTGAGE LEN	7	44	4.0	0.0 %	120.0 %
5	5	FINANCE OF AMERICA R	126	1,227	111.5	-20.3 %	49.6 %	48	96	GEORGETOWN MORTGAGE	7	41	3.7	133.3 %	105.0 %
6	6	LIBERTY REVERSE MORT	108	1,213	110.3	8.0 %	113.2 %	48	106	55 PLACES MORTGAGE L	7	39	3.5	0.0 %	
7	10	HIGHTECHLENDING INC	75	517	47.0	92.3 %	38.6 %	48	114	LONE STAR REVERSE MO	7	36	3.3	75.0 %	176.9 %
8	11	ADVISORS MORTGAGE GR	48	472	42.9	17.1 %	85.8 %	48	166	RESIDENTIAL HOME FUN	7	21	1.9	40.0 %	40.0 %
9	9	ENNKAR INC	46	584	53.1	-17.9 %	187.7 %	48	185	INNOVATIVE HOME LOAN	7	18	1.6	133.3 %	
10	16	SOUTH RIVER MORTGAGE	45	347	31.5	-36.6 %		60	30	MAGNOLIA BANK INC	6	156	14.2	-53.8 %	126.1 %
11	8	OPEN MORTGAGE LLC	38	608	55.3	-42.4 %	94.9 %	60	33	HERITAGE HOME LOANS	6	127	11.5	-60.0 %	195.3 %
11	12	FINANCE OF AMERICA M	38	468	42.5	-5.0 %	75.3 %	60	44	EAST COAST CAPITAL C	6	98	8.9	100.0 %	78.2 %
13	15	CHERRY CREEK MORTGAG	35	372	33.8	-34.0 %	16.3 %	60	64	NATIONWIDE MORTGAGE	6	62	5.6	-25.0 %	-6.1 %
14	17	AMERICAN FINANCIAL N	34	244	22.2	-10.5 %	159.6 %	60	65	DATA MORTGAGE DBA ES	6	60	5.5	-33.3 %	566.7 %
15	7	LONGBRIDGE FINANCIAL	30	740	67.3	-64.3 %	100.5 %	60	68	OPULLENCE FUNDING LLC	6	58	5.3	-40.0 %	5,700.0 %
16	18	NATIONWIDE EQUITIES	22	241	21.9	-15.4 %	45.2 %	60	91	DIRECTORS MORTGAGE I	6	43	3.9	500.0 %	48.3 %
17	13	ALL REVERSE MORTGAGE	21	443	40.3	-43.2 %	38.0 %	60	94	HOMETOWN LENDERS LLC	6	42	3.8	100.0 %	82.6 %
18	19	AMERICAN PACIFIC MOR	20	230	20.9	17.6 %	29.2 %	60	101	BARRETT FINANCIAL GR	6	40	3.6	20.0 %	185.7 %
18	21	PRIMARY RESIDENTIAL	20	214	19.5	11.1 %	78.3 %	60	123	MORTGAGE SOUTH OF TE	6	33	3.0	500.0 %	37.5 %
18	24	JET DIRECT FUNDING C	20	188	17.1	17.6 %	22.1 %	60	147	ASPIRE FINANCIAL INC	6	25	2.3	500.0 %	66.7 %
21	22	HOMEBRIDGE FINANCIAL	19	204	18.5	-29.6 %	114.7 %	60	161	FIRST REPUBLIC MORTG	6	22	2.0	200.0 %	266.7 %
22	25	SILVER LEAF MORTGAGE	16	177	16.1	-15.8 %	121.3 %	72	28	INTEGRITY 1ST MORTGA	5	165	15.0	-73.7 %	46.0 %
22	56	ATLANTIC COAST MORTG	16	70	6.4	220.0 %	100.0 %	72	51	GUARANTEED RATE INC	5	80	7.3	-50.0 %	25.0 %
24	29	FIRST AMERICAN HOME	15	162	14.7	-16.7 %	118.9 %	72	54	ALPHA MORTGAGE CORPO	5	76	6.9	-16.7 %	26.7 %
25	23	BROKER SOLUTIONS INC	13	191	17.4	-31.6 %	28.2 %	72	68	REVERSE MORTGAGE EDU	5	58	5.3	150.0 %	87.1 %
25	49	GENEVA FINANCIAL LLC	13	84	7.6	0.0 %	50.0 %	72	72	KRS CAPITAL PARTNERS	5	50	4.5	-28.6 %	22.0 %
27	27	PREMIUM SECURITY INC	12	171	15.5	-55.6 %		77	35	VIP MORTGAGE INC	4	122	11.1	-60.0 %	-6.9 %
27	34	SENIOR LENDING CORPO	12	124	11.3	-14.3 %	39.3 %	77	48	APPROVAL FIRST HOME	4	85	7.7	33.3 %	49.1 %
27	77	MORTGAGESHOP LLC	12	47	4.3	140.0 %	74.1 %	77	60	MORTGAGE MASTER SERV	4	67	6.1	33.3 %	55.8 %
30	31	C2 FINANCIAL CORPORA	11	151	13.7	37.5 %	96.1 %	77	77	AMERICA FIRST FEDERA	4	47	4.3	-20.0 %	14.6 %
30	46	CF CAPITAL GROUP	11	93	8.5	10.0 %	121.4 %	77	84	DALE ERNEST TILLMAN	4	44	4.0	0.0 %	131.6 %
32	32	THE FEDERAL SAVINGS	10	132	12.0	-33.3 %	17.9 %	77	84	SIMONICH CORPORATION	4	44	4.0	100.0 %	4.8 %
32	36	GOLDEN YEARS MORTGAG	10	121	11.0	-52.4 %	227.0 %	77	108	CAPITAL PACIFIC MORT	4	38	3.5	-20.0 %	111.1 %
32	37	MID AMERICA MORTGAGE	10	120	10.9	-23.1 %	421.7 %	77	111	BROOKSTONE MORTGAGE	4	37	3.4	100.0 %	68.2 %
32	58	THE REVERSE MORTGAGE	10	68	6.2	25.0 %	3.0 %	77	119	OMNI-FUND INC	4	35	3.2	0.0 %	2.9 %
36	38	REVERSE FREEDOM LLC	9	119	10.8	-55.0 %	240.0 %	77	126	SHORE CAPITAL CORPOR	4	32	2.9	33.3 %	190.9 %
36	47	UNITED PACIFIC MORTG	9	86	7.8	0.0 %	22.9 %	77	131	MCM HOLDINGS INC	4	30	2.7	33.3 %	130.8 %
36	55	LEADER ONE FINANCIAL	9	73	6.6	350.0 %	305.6 %	77	147	LEGACY MORTGAGE	4	25	2.3	100.0 %	127.3 %
36	58	I3 LENDING INC	9	68	6.2	80.0 %	518.2 %	77	157	MIDWESTONE BANK	4	23	2.1	100.0 %	666.7 %
36	60	KELLY MORTGAGE INC	9	67	6.1	28.6 %	139.3 %	77	168	CARROLLTON MORTGAGE	4	20	1.8	300.0 %	17.6 %
36	101	QUONTIC BANK FSB	9	40	3.6	125.0 %	-66.7 %	77	173	PEOPLES INTERMOUNTAI	4	19	1.7	33.3 %	375.0 %
36	106	MIDWEST LOAN Solutio	9	39	3.5	50.0 %	1,200.0 %	77	173	HORIZON COMMUNITY BA	4	19	1.7		
43	39	UNIVERSAL LENDING CO	8	115	10.5	-27.3 %	64.3 %	77	238	INTERLINC MORTGAGE S	4	14	1.3	33.3 %	
43	40	PREMIER MORTGAGE RES	8	113	10.3	-33.3 %	82.3 %	77	332	LOANATIK LLC	4	9	0.8	100.0 %	800.0 %
43	52	SENIOR FUNDING ASSOC	8	78	7.1	166.7 %	143.8 %	95	20	GOODLIFE HOME LOANS	3	223	20.3	-90.9 %	123.0 %
43	63	INTERCONTINENTAL CAP	8	63	5.7	166.7 %	28.6 %	95	57	BAY EQUITY LLC	3	69	6.3	-25.0 %	-8.0 %
43	96	TOTAL MEDIA MANAGEME	8	41	3.7	-20.0 %	-37.9 %	95	72	AMERICAN LIBERTY MOR	3	50	4.5	-40.0 %	61.3 %
48	40	BANK OF ENGLAND	7	113	10.3	0.0 %	79.4 %	95	77	C & E FINANCIAL GROU	3	47	4.3	50.0 %	17.5 %
48	43	AMERICAN FINANCIAL M	7	108	9.8	-12.5 %	89.5 %	95	81	ARAMCO MORTGAGE INC	3	46	4.2	-25.0 %	15.0 %
48	45	ACADEMY MORTGAGE COR	7	96	8.7	40.0 %	-3.0 %	95	84	PREMIER LENDING GROU	3	44	4.0	-25.0 %	340.0 %

Column Definitions

M = Company ranking for current month endorsement volume
 Y = Company ranking for year to date endorsement volume
 Mth = Current month endorsement volume & growth from prior month
 YTD = Year to date endorsement volume & growth from prior year to date
 Avg = Average year to date monthly volume

*Year to date volume is tiebreaker for rankings shown



Your Reverse Mortgage Lending Partner. Putting the pieces together . . . Together.

Expand Your Business. Satisfy Your Clients.

Approved GNMA Issuer.
 Cherry Creek Mortgage Co., Inc. NMLS #3001 dba 1st Reverse Mortgage USA®.
 All Rights Reserved. 3609 S. Wadsworth Blvd., Suite 500 Lakewood, CO 80235.

If you are looking for a new investor relationship and additional liquidity in the secondary markets for all reverse mortgage products, please contact 1st Reverse Mortgage USA® at (877) 217-0166 or www.1strmusa.com

Disclaimer: Although a significant effort is made to assure the accuracy and completeness of the information provided, Reverse Market Insight, Inc. makes no express or implied warranty as to the accuracy, adequacy, completeness, legality of the information. Reverse Market Insight, Inc. does not endorse any products or services advertised on this report. We also waive any liability of any loss or damage that may be incurred as a result of the use of such advertised products or services.